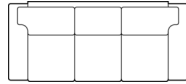




77792 THOMPSON

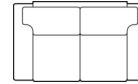
Dimensions shown as Width x Depth x Height. Specifications are correct at time of printing and are subject to change without notice.
LHF - left hand facing RHF - right hand facing IA - inside arm to inside



01 Sofa
84 x 37 x 36"
213 x 94 x 91cm
IA: 65" / 165cm



02 Chair
40 x 37 x 36"
102 x 94 x 91cm
IA: 21" / 53cm



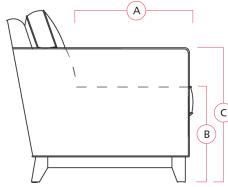
03 Loveseat
62 x 37 x 36"
157 x 94 x 91cm
IA: 43" / 109cm



04 Ottoman
27 x 23 x 20"
69 x 58 x 51cm



21 Sofa Bed 54"
84 x 37 x 36"
213 x 94 x 91cm
IA: 65" / 165cm



Dimensions

- A - Seat Depth - 21" / 53cm
- B - Seat Height - 19" / 48cm
- C - Arm Height - 25" / 64cm

Features

- Hardwood, softwood and engineered wood products; all joints pinned & glued for uniformity & strength
- Back: 11 or 12 gauge sinuous springs which are engineered to provide lasting comfort and strength
- Seat: Superior 8-way hand tied, drop-in coil unit seat
- High resilience seat foam for superior durability and comfort
- Back filled with blown fibre



77792 THOMPSON

PALLISER[®]
My Home, My Style, My Way™

How We Measure

Height - measured from the highest point of the back pillow to the floor.

Depth - measured from the front edge of the seat cushion to the top of the back.

Width - measured from the widest point of the arm or arm pillow to the widest point of the opposite arm or arm pillow.

Arm Height - measured from the top of the arm to the floor.

Seat Height - measured from the crown of the seat cushion to the floor.

Warranty

Wood Frames, Springs or Webbing - ten year warranty

Metal Frames - two year warranty under normal household use

Motion Reclining Mechanisms - seven year warranty

Reclining Chairs, Sofabed Mechanisms and Sofabed Mattresses - two year warranty

Seat Cushion Foam and Fibre-filled Components - five year pro-rated warranty

