



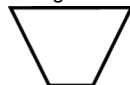
# 41098 DURANT

**PALLISER®**  
My Home, My Style, My Way™

Dimensions shown as Width x Depth x Height. Specifications are correct at time of printing and are subject to change without notice.  
LHF - left hand facing RHF - right hand facing IA - inside arm to inside



03 Loveseat  
66 x 39 x 40"  
168 x 99 x 102cm  
IA: 42" / 107cm



04 Home Theater  
Ottoman  
44 x 28 x 19"  
112 x 71 x 48cm



09 Corner Curve  
47 x 47 x 40"  
119 x 119 x 102cm



10 Armless Chair  
23 x 39 x 40"  
58 x 99 x 102cm



22 Sofabed, Queen, 3  
Cushion  
90 x 39 x 40"  
229 x 99 x 102cm



26 LHF Sofabed 54"  
27 RHF Sofabed 54"  
72 x 39 x 40"  
183 x 99 x 102cm



30 Armless Recliner  
60 Power Armless  
Recliner  
23 x 39 x 40"  
58 x 99 x 102cm



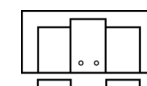
32 Rocker Recliner Chair  
31 Wallhugger Recliner  
Pwr  
33 Swivel Rocker  
Recliner Chair  
35 Wallhugger Recliner  
Chair  
39 Power Rocker  
Recliner  
42 x 39 x 40"  
107 x 99 x 102cm  
IA: 18" / 46cm



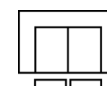
46 RHF Recliner Chair  
47 LHF Recliner Chair  
66 RHF Power Recliner  
67 LHF Power Recliner  
33 x 39 x 40"  
84 x 99 x 102cm



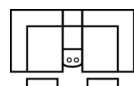
51 Sofa Recliner  
61 Power Sofa Recliner  
88 x 39 x 40"  
224 x 99 x 102cm  
IA: 64" / 163cm



52 Sofa Recliner, Drop  
Table  
62 Power Sofa  
Recliner, Drop Table  
88 x 39 x 40"  
224 x 99 x 102cm  
IA: 64" / 163cm



53 Loveseat Recliner  
63 Loveseat Recliner  
Power  
66 x 39 x 40"  
168 x 99 x 102cm  
IA: 42" / 107cm



58 Loveseat Console  
68 Loveseat Console  
Pwr  
79 x 39 x 40"  
201 x 99 x 102cm



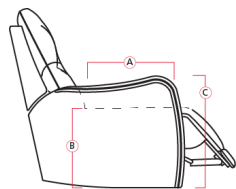
A0 11 Degree Storage  
Wedge  
17 x 39 x 36"  
43 x 99 x 91cm



A1 45 Degree Storage  
Wedge  
36 x 37 x 36"  
91 x 94 x 91cm



A2 Storage Console  
13 x 39 x 36"  
33 x 99 x 91cm



## Dimensions

- A - Seat Depth - 21.5" / 55cm
- B - Seat Height - 19.5" / 50cm
- C - Arm Height - 26.5" / 67cm

## Features

- Hardwood, softwood and engineered wood products; all joints pinned & glued for uniformity & strength
- Back: 11 or 12 gauge sinuous springs which are engineered to provide lasting comfort and strength
- Seat: 8 gauge sinuous wire springs for superior ride and comfort
- High resilience seat foam for superior durability and comfort
- Back filled with blown fibre
- Chaise styling for ultimate comfort and support in full recline
- Outside handle mechanism
- Toggle power mechanism



# 41098 DURANT

**PALLISER®**  
My Home, My Style, My Way™

## Popular Configurations

Note: Always assemble configurations from right hand facing to left hand facing components.

### How We Measure

**Height** - measured from the highest point of the back pillow to the floor.

**Depth** - measured from the front edge of the seat cushion to the top of the back.

**Width** - measured from the widest point of the arm or arm pillow to the widest point of the opposite arm or arm pillow.

**Arm Height** - measured from the top of the arm to the floor.

**Seat Height** - measured from the crown of the seat cushion to the floor.

### Warranty

**Wood Frames, Springs or Webbing** - ten year warranty

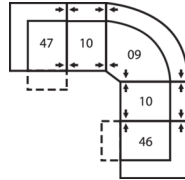
**Metal Frames** - two year warranty under normal household use

**Motion Reclining Mechanisms** - seven year warranty

**Reclining Chairs, Sofabed Mechanisms and Sofabed Mattresses** - two year warranty

**Seat Cushion Foam and Fibre-filled**

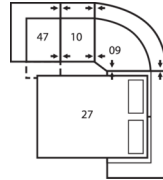
**Components** - five year pro-rated warranty



**Configuration MA**

106 x 106"

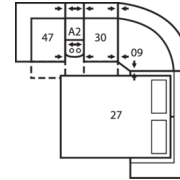
269 x 269cm



**Configuration MB**

103 x 122"

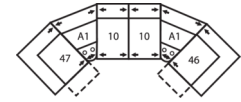
262 x 310cm



**Configuration MD**

116 x 122"

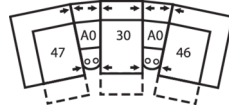
295 x 310cm



**Configuration ME**

164 x 76"

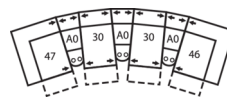
417 x 193cm



**Configuration MF**

122 x 71"

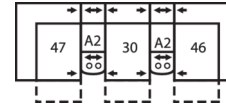
310 x 180cm



**Configuration MG**

162 x 75"

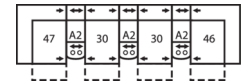
411 x 191cm



**Configuration MH**

114 x 67"

290 x 170cm



**Configuration MI**

150 x 67"

381 x 170cm